

MAKE YOUR OWN

CHINESE GONG



A REAL GONG FROM DARIA'S HOME STUDIO

WHAT IS A GONG? It's a large hanging percussion instrument that you strike with a stick or a beater for a wonderful, loud resonant sound that will definitely make anyone around you sit up and take notice. In ancient China, it's said that gongs called farmers in from the fields and some were so loud that they could be heard almost 50 miles away!

The first step to making your own gong is finding something that can be the large metal "dish". My favorite choice for this is a disposable metal turkey roaster (available from any Dollar or grocery store). If you don't have one available, you can try a large disposable metal cake pan or even smaller pie tins. But remember, the larger the pan, the better the sound.

Your next step is to make two holes in the top area of your metal pan – about 2 – 3 inches apart. Then, slip a pipecleaner through each hole and twist the ends together to form a circle. Now you have your hanging gong. But, what will it hang from?

For an easy movable stand, take two chairs and set them about two to three feet apart, facing outward. On top of the chairs, place a cardboard tube from wrapping paper or a large stick or broomstick. Slip the handles of your gong onto the stick and it will hang down perfectly. Check out the below pictures to see how it works.



Would you like to decorate your gong? Make it fancy, funny or ornate? You can add Chinese symbols or stickers, paint, glitter and glue to make your own gong unique and special. After it's dry, you can put it back in place, ready to be played.

Lastly, you'll need a beater to strike the gong. Take a 12 or 18" wooden dowel and wrap one side with electrical tape to form a head. That's the side that will strike the gong. If you don't have a wooden dowel, you can substitute a wooden spoon, a chopstick or an unsharpened pencil, just wrap the head the same way on the end that will strike the gong.

SUPPLIES


FOR THE GONG:


- A metal (disposable) roasting pan (the larger the better)
- Pipecleaners or yarn
- Cardboard tube from wrapping paper
- Paint, stickers, glitter, glue or textured paint for decorating the gong

FOR THE BEATER:

- 12 – 18" wooden dowel
- Electrical tape


**CAN WE PUT A LINE
HERE ABOUT THE ART
AND ADDITIONAL RE-
SOURCES?**















ADDITIONAL RESOURCES

To find out what Chinese Zodiac sign you are, browse the calendar to find your birth year:

Rat	1924	1936	1948	1960	1972	1984	1996	2008
Ox	1925	1937	1949	1961	1973	1985	1997	2009
Tiger	1926	1938	1950	1962	1974	1986	1998	2010
Rabbit	1927	1939	1951	1963	1975	1987	1999	2011
Dragon	1928	1940	1952	1964	1976	1988	2000	2012
Snake	1929	1941	1953	1965	1977	1989	2001	2013
Horse	1930	1942	1954	1966	1978	1990	2002	2014
Sheep	1931	1943	1955	1967	1979	1991	2003	2015
Monkey	1932	1944	1956	1968	1980	1992	2004	2016
Rooster	1933	1945	1957	1969	1981	1993	2005	2017
Dog	1934	1946	1958	1970	1982	1994	2006	2018
Pig	1935	1947	1959	1971	1983	1995	2007	2019